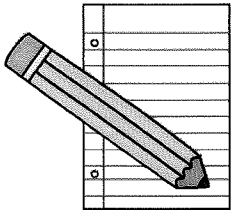


Name #: _____

Date: _____



Paragraph of the Week

Over the course of this week, you will be writing a paragraph. You will choose a topic (within the given parameters) and will brainstorm, draft, and write a complete paragraph. Be sure to use all that we have learned in class when writing this paragraph. So let's get started!

Monday

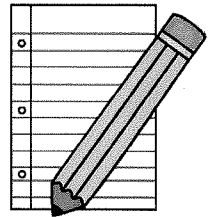
Brainstorm all that you know about the best birthday present you ever received. List the reasons why it was good, what you liked about it, and describe it. Be sure to include every detail you can think of about that topic.

My best birthday present was...


Name #: _____

Date: _____

Paragraph of the Week



Now that you have the topic of your paragraph, you will write the main body sentences. Be sure that they are all on topic, as this is the "meat and potatoes" of your thoughts.



Using the brainstorm you created yesterday, choose 3 of the most important reasons why you thought the present was the best. They will become the three details about the topic. Write a sentence for each. Then, write an explanation sentence for each.

Detail One : _____

Explanation : _____

Detail Two : _____

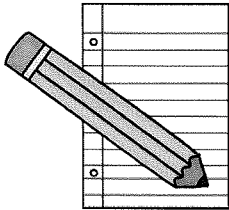
Explanation : _____

Detail Three : _____

Explanation : _____


Name #: _____

Date: _____



Paragraph of the Week

Topic sentences tell the reader exactly what you will discuss in your paragraph without giving away any of the details.
Closing sentences sum up what you have already written.
They are the "frame" for your paragraph.



Now that you have your details and explanations written, you must write a topic sentence and closing sentence. Remember, your topic sentence must let the reader know what you are going to talk about in your paragraph, without discussing any of the details. Your closing sentence must restate your topic sentence, using synonyms and different words.

Topic Sentence : _____

Closing Sentence : _____
